

VITRUM®

SLIMLINE® VIT 14

01 | Glass

The system accommodates 12mm thick single glazed glass.

02 | Roller Bearings


Roller bearings are of 316 grade stainless steel having a load capacity of 150 kg each. This ensures the weight of the shutter is balanced between the bearings and leads to highly smooth operation. The bearing's cage is made of heavy nylon to provide sustained support in the long run.

03 | Cover Profile

Adhering to our commitment to an aesthetically appealing and maintenance free window, we have designed a metal covering to encase the fixed shutter track. The cover profile acts as a protective shield, providing resistance against air, dust and water seepage. Furthermore, it seamlessly merges with the entire window unit to elevate its aesthetic value.

04 | Auto Clean Brush

The bottom of the shutter is provided with brushes between the bearing cages to auto clean the track for the dust to be accumulated at the corners of the track which can easily be removed.



05 | Rail

The rail is made of 316 grade stainless steel. This facilitates easy sliding operation with least resistance for the heaviest windows.

06 | Sight Line

The interlock / mullion between any 2 shutters is only 14mm thick.

07 | Three Fin Wool Pile

This is a high quality brush used to prevent air, water and dust penetration into the track.

08 | Drainage Slots

We have an integrated water management system, conducive even for torrential rain regions. The drainage slots are provided in each track of the profile to drain out water.

SLIMLINE® VIT 14

SLIMLINE® VIT 14

Vitrum's latest offering is the Slimline® Series of windows, which are one of the slimmest in the world. The design prioritizes minimization of obstructions and maximization of outdoor views and the inflow of natural light. The system adds to the arsenal of architects, designers and clients with a plethora of design solutions.

An authentic merger of an indigenous design and high-grade international materials, the result amplifies performance, feel and appearance. It is the perfect blend of aesthetics and functionality. The entire product line offers high sound insulation, wind and water pressure resistance, slimline maintenance and peace of mind through years of prolific usage.

Sight Line

It is an absolute delight to designers, architects and clients alike, as it's the ultimate selection for indoor / outdoor assimilation. These aluminium windows sit harmoniously side by side with an extremely slender vertical frame of only 14mm between the glass panels. All the surrounding frameworks of the slimline windows can be hidden in the building surround with the floor track flushed with the internal floor.

Attributes

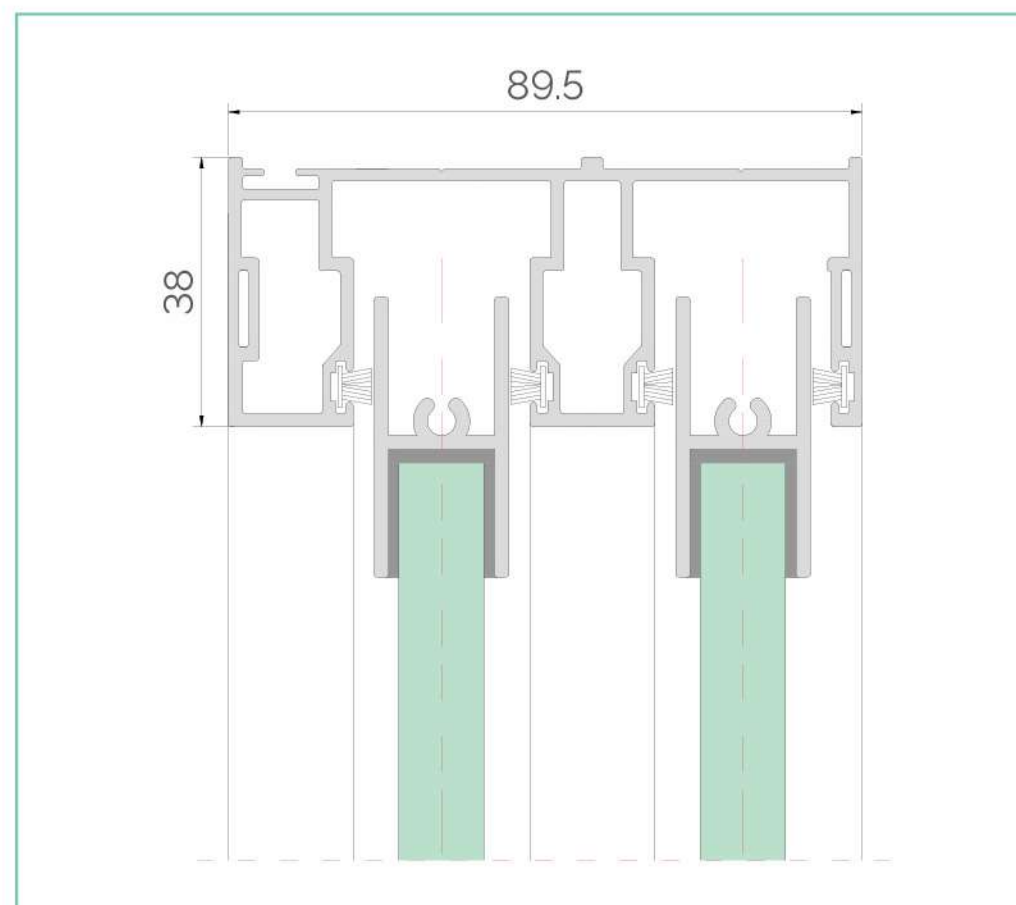
Details

Sight Line or Face Width	14mm
Section Joint	'L' clamp fitting with grub screws
Sash Degree	90 degrees machine precision
Glass Thickness	12mm
Sliding Rail	Stainless Steel - 316
Roller Bearings	Stainless Steel - 316
Surface Finish	Powder Coating / PVDF / Anodized
Handle	180 degrees
Maximum Shutter Size	4.3 sq m
Maximum Shutter Height	2.4m

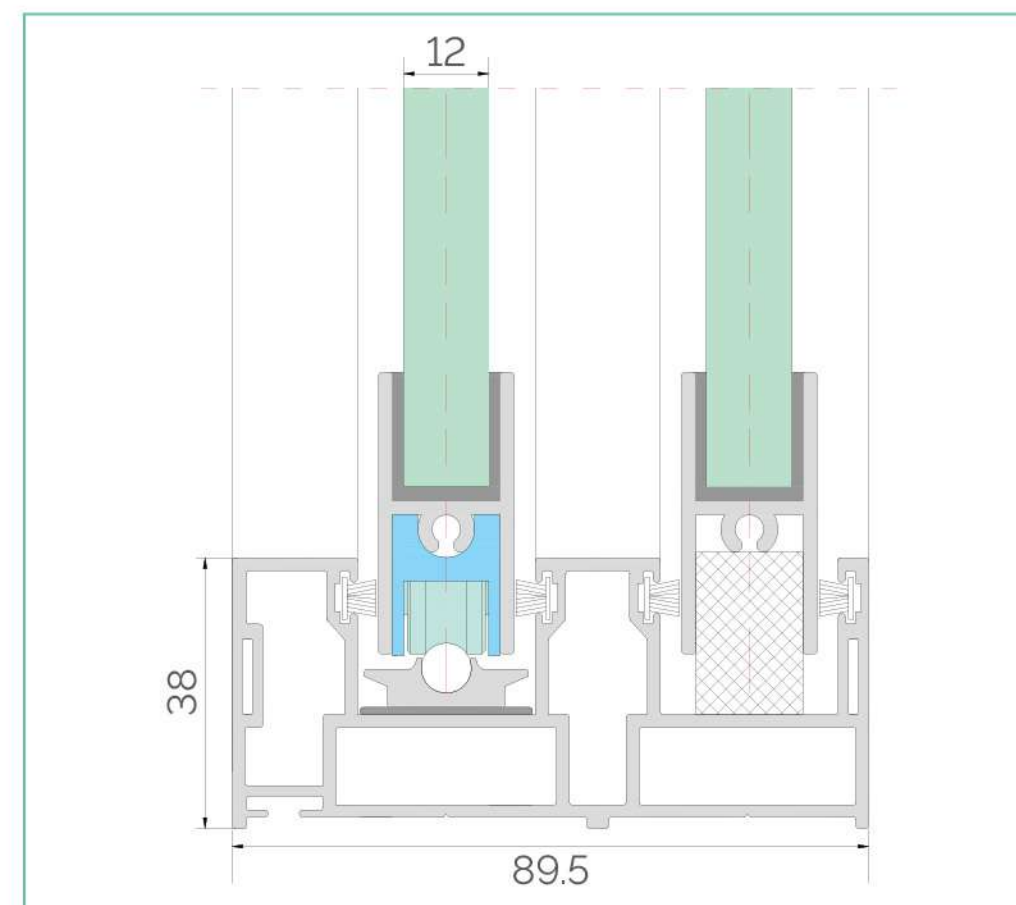
SLIMLINE® VIT 14

Performance Data

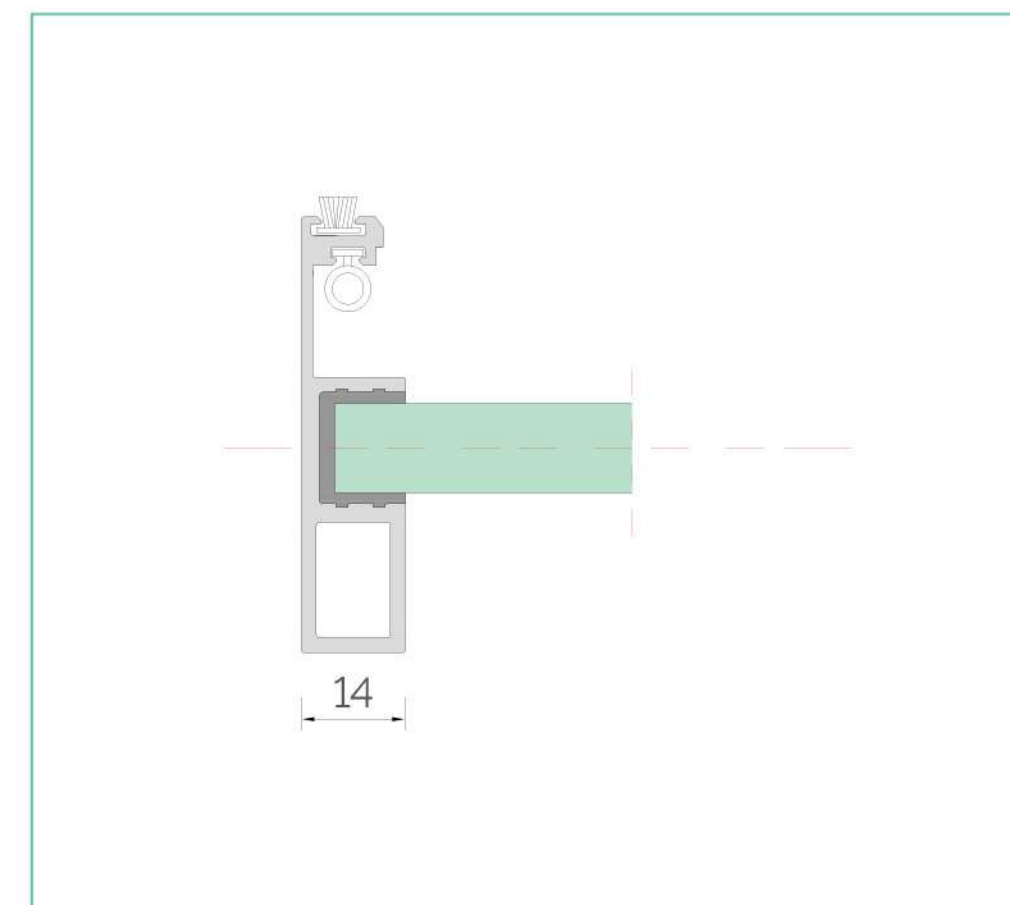
Wind Resistance	-	up to 2 KPa
Air Penetration	-	300 Pa
Water Penetration	-	390 Pa
Sound Reduction	-	up to 34 dB



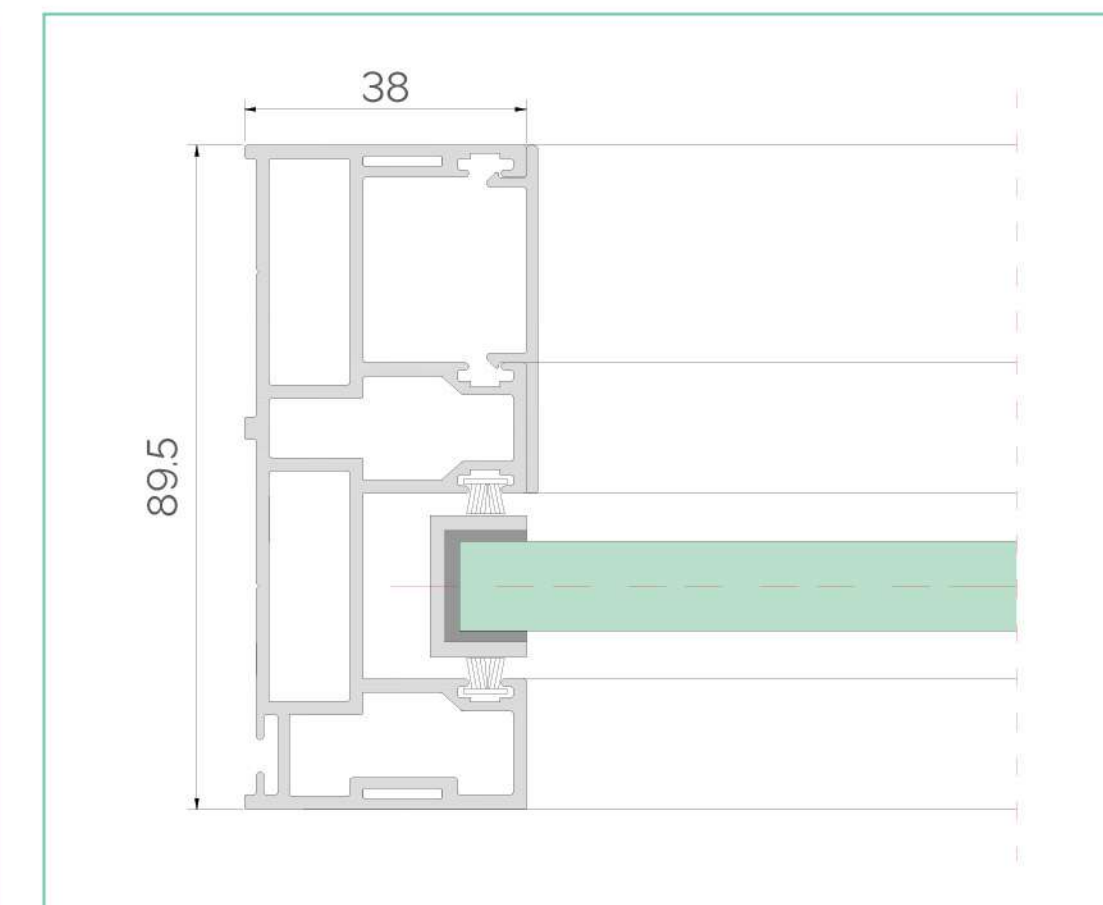
Top Section




Bottom Section



Interlock With handle



L & R Section



Leonardo da Vinci 1452 - 1519

was an Italian Renaissance polymath whose areas of interest included invention, painting, sculpting, architecture, science, music, mathematics, engineering, literature, anatomy, geology, astronomy, botany, writing, history and cartography.



Vitrum Systems LLP

Dwarkadhish Complex, Nr. Virani Chowk,
Tagore Road, Rajkot - 360 002, INDIA.
+91 90995 47000 | +91 281 248 1800
info@vitrum.in